

# Power Box – Portable Tool Sets

▼ SCR154PGH



- Easy to carry sturdy tool box
- Complete and ready-to-use hydraulic sets
- Includes a single-acting cylinder, P392 two-speed lightweight hand pump, gauge adaptor assembly, and 1,8 metres hose HC7206C and couplers
- All components ship inside tool box as one package.

**SC,  
SL,  
SR,  
SW  
Series**



Capacity:

**1 - 45 ton**

Stroke:

**11 - 156 mm**

Maximum Operating Pressure:







**700 bar**



#### Gauge Adaptor Assembly

Power Box Sets include 45 degree angled gauge adaptor assembly for improved safe working conditions.

Page: 127

	Cylinder Model	Cylinder Stroke (mm)	Cylinder Capacity ton (kN)	 (kg)	Power Box Model Number
	<b>Lifting Wedge</b>				
	LW16	21	16 (157)	9,0	SLW16PGH <sup>2)</sup>
	<b>Wedge Spread Cylinder</b>				
	WR5	94 <sup>1)</sup>	1,0 (8,9)	12,0	SWR5PGH
	<b>General Purpose Cylinders</b>				
	RC102	54	10 (101)	12,3	SCR102PGH
	RC106	156	10 (101)	14,4	SCR106PGH
	RC154	101	15 (142)	15,0	SCR154PGH
	RC156	152	15 (142)	16,8	SCR156PGH
	<b>Low-Height Cylinders</b>				
	RCS101	38	10 (101)	14,1	SCL101PGH
	RCS201	45	20 (201)	15,0	SCL201PGH
	<b>Low-Height Cylinders</b>				
	RSM100	11	10 (101)	11,4	SRS100PGH
	RSM200	11	20 (201)	13,1	SRS200PGH
	RSM300	13	30 (295)	14,5	SRS300PGH
	RSM500	16	45 (435)	16,8	SRS500PGH

<sup>1)</sup> Maximum spread of WR5.

<sup>2)</sup> With P142 two-speed lightweight hand pump.

www.enerpac.com

▼ The Power Box – the portable tool set – applicable everywhere.

