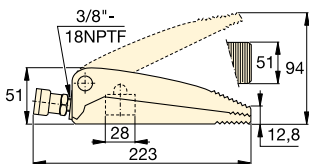


Hydraulic Wedgie and Spread Cylinders

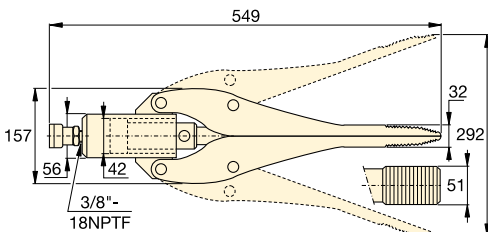
▼ Shown clockwise from top: **WR15, WR5, A92**



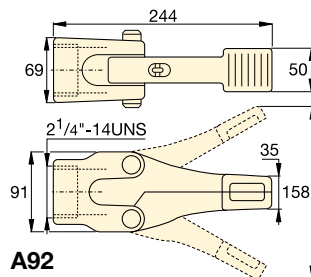
- **WR5:** For use in very confined work areas
- **WR15:** For long stroke spreading applications
- **Single-acting, spring return**
- **A92:** Spreader attachment; threads on 10 ton RC-Series cylinders * (except RC101).




WR5



WR15



A92

Cylinder Capacity	Tip Clearance	Model Number	Maximum Spread	Cylinder Effective Area	Oil Capacity	
ton (kN)	(mm)		(mm)	(cm ²)	(cm ³)	(kg)
1,0 (8,9)	12,8	WR5	94	6,5	10	2,3
0,75 (6)	32,0	WR15	292	14,5	64	11,3
1,0 (8,9)	35,0	A92 *	158	–	–	3,6

* Maximum system pressure must be limited to half the rated pressure (350 bar).

A WR Series



Capacity:

0,75 - 1,0 ton

Tip Clearance:

12,8 - 35 mm

Maximum Spread:

94 - 292 mm

Maximum Operating Pressure:

700 bar



RC-Series Cylinders

10 ton RC-Series cylinders (except RC-101) fit into A92 Spreader Attachment.

Page: **6**



Power Box

Tool box with **P392** hand pump, gauge adaptor assembly, hose and **WR5**.

Page: **65**



Best Match Hand Pump

To power your **WR5** and **WR15** the **P392** hand pump is an ideal choice. Use Enerpac **H700-Series** hose (page 128) for hydraulic connection.

Page: **76**

▼ A **WR5** wedgie cylinder is used to loosen a bridge bearing.

