

▼ Shown from left to right: P77, P80, P84, P801, P39



- Reduced handle effort and ergonomic grip for less operator fatigue
- Two-speed operation for fast and easy operation (except P39)
- Vent free reservoir eliminates spills
- Quick grip handle allows for easy transport
- Integral reservoir over-pressurization protection
- All steel construction, chrome plated plunger and wiper system for durable, long lasting performance
- 4-way valving on the P84 and P464 for operation of double-acting cylinders.

▼ In the absence of a power supply, the P80 Hand Pump offers a powerful solution.



The Solution for Tough Jobs



Two Speed Pumps

Recommended for applications where cylinder plunger must advance rapidly to load contact, and applications where greater oil capacities are required, such as multiple cylinder hook-ups.



Foot Pump Conversion Kits

Convert your P39, P77, P80 or P801 to foot power with the PC11 Kit. Includes instructions for easy conversion.



GA45GC Gauge Adaptor

Protect yourself from system overloading by simply ordering one part number for a pre-assembled gauge, adaptor block and coupler.

Page: 142



4-Way Control Valve

P84 and P464 feature a manual 4-way control valve, designed for use with one double-acting or two single-acting cylinders. For system

set-up information:

Page: 400

Pump Type	Usable Oil Capacity (cm ³)	Model Number	Pressure Rating ²⁾ (bar)		Oil Displacement per Stroke (cm ³)		Max. Handle Effort (kg)
			1 st stage	2 nd stage	1 st stage	2 nd stage	
Single	672	P39	-	700	-	2,46	39
Two-Speed	672	P77	34	700	16,39	2,46	40
	2200	P80 ¹⁾	34	700	16,39	2,46	35
	4100	P801	34	700	16,39	2,46	35
	2200	P84 ³⁾	34	700	16,39	2,46	35
	7423	P462	14	700	126,20	4,75	49
	7423	P464 ³⁾	14	700	126,20	4,75	49

¹⁾ Available as a set, see note on next page.

²⁾ Contact Enerpac for applications where operating pressure is less than 10% of pressure rating.

³⁾ P84 and P464 are for use with double-acting cylinders.

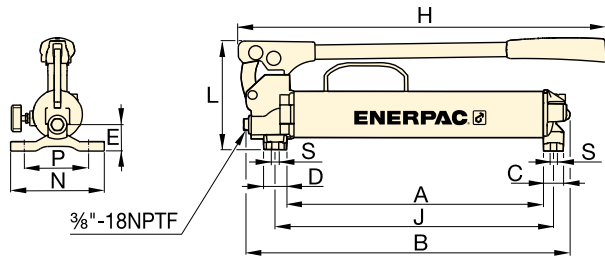
ULTIMA Steel Hand Pumps



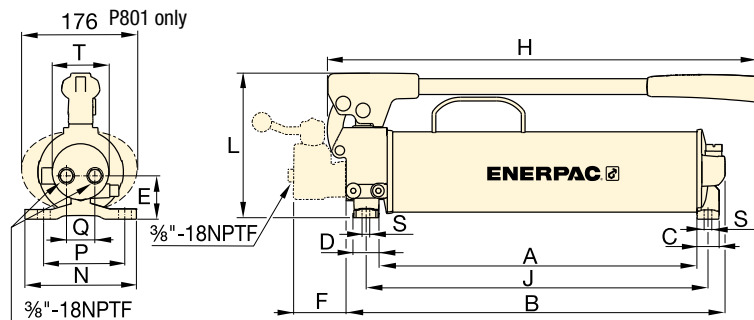
Speed Chart

To determine how a specific pump will operate your cylinder, see the Pump-Cylinder Speed Chart in the 'Yellow Pages'.

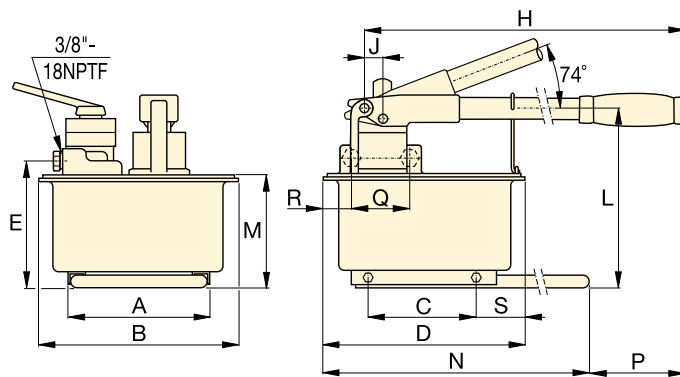
Page: 405



P39, P77



P80, P801, P84



P462, P464

P Series



Reservoir Capacity:
672 - 7423 cm³

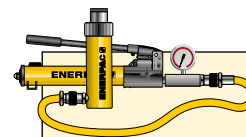
Flow at Rated Pressure:
2,46 - 4,75 cm³/stroke

Maximum Operating Pressure:
700 bar



Extra Capacity Hand Pumps

P462 and P464 feature extra large reservoirs and high first-stage flow rate. These pumps are ideally suited for powering high-capacity cylinders.



Pump-Cylinder Sets

The **P80** is also available as **complete set** (pump, cylinder, gauge, couplers and hose) for your ordering convenience.

Page: 62



Cylinder Matching Chart

For help in selecting the correct hand pump for your application, please refer to the Cylinder Matching Chart located in the 'Yellow Pages'.

Page: 398

Piston Stroke	Dimensions (mm)																Model Number	
	(mm)	A	B	C	D	E	F	H	J	L	M	N	P	Q	R	S		T
25,4	383	480	30	35	37	-	550	416	163	-	140	111	-	-	8,4	-	6,2	P39
25,4	391	487	30	35	47	-	550	424	163	-	140	111	-	-	8,4	-	7,1	P77
25,4	428	511	30	35	55	-	579	460	195	-	150	121	42	-	8,4	74	10,7	P80¹⁾
25,4	428	511	30	35	55	-	579	460	195	-	150	121	42	-	8,4	74	14,1	P801
25,4	428	510	30	35	55	70	579	460	195	-	150	121	38	-	8,4	74	11,8	P84³⁾
38,1	210	308	163	320	195	-	671	25	270	175	650	92	-	-	80	-	27,7	P462
38,1	210	308	163	320	195	-	671	25	270	175	650	92	89	68	80	-	27,7	P464³⁾