

▼ Shown from left to right: RAC-5010, RAC-15010, RAC-304, RAC-208



Lightweight for Maximum Portability



Saddles

All RAC-cylinders are equipped with bolt-on removable hardened steel saddles. For Tilt Saddles see next page.

Page: 13



Lightweight Hand Pumps

The Enerpac composite lightweight hand pumps P-392 or P-802 make the optimal lightweight set.

Page: 74

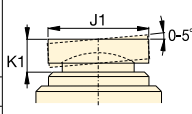
- Composite bearings prevent metal-to-metal contact, increasing cylinder life and resistance to side-loads of up to 10%
- Hard-Coat finish on all surfaces resists damage and extends cylinder life
- Handles included on all 30 - 150 ton models
- For protection against load-induced damage a saddle is standard on all models
- Steel base plate is standard on RAC 20 ton models and above. The steel base plate is optional only on RAC10 and 15 ton models
- Integral stop ring prevents plunger over-travel and is capable of withstanding the full cylinder capacity
- High strength return spring for rapid cylinder retraction
- CR-400 coupler and dustcap included on all models
- All cylinders meet ASME B-30.1 standard.

Cylinder Capacity at 700 bar ton (kN)	Stroke (mm)	Model Number	Cylinder Effective Area (cm ²)
10 (88)	50	RAC-102	12,6
	100	RAC-104	12,6
	150	RAC-106	12,6
15 (137)	50	RAC-152	19,6
	100	RAC-154	19,6
	150	RAC-156	19,6
20 (218)	50	RAC-202	31,2
	100	RAC-204	31,2
	150	RAC-206	31,2
	200	RAC-208	31,2
30 (309)	250	RAC-2010	31,2
	50	RAC-302	44,2
	100	RAC-304	44,2
	150	RAC-306	44,2
	200	RAC-308	44,2
50 (496)	250	RAC-3010	44,2
	50	RAC-502	70,9
	100	RAC-504	70,9
	150	RAC-506	70,9
	200	RAC-508	70,9
100 (1002)	250	RAC-5010	70,9
	50	RAC-1002	143,1
	100	RAC-1004	143,1
	150	RAC-1006	143,1
	200	RAC-1008	143,1
150 (1589)	250	RAC-10010	143,1
	50	RAC-1502	227,0
	100	RAC-1504	227,0
	150	RAC-1506	227,0
	200	RAC-1508	227,0
	250	RAC-15010	227,0



◀ The unique Enerpac RA-Series cylinders – lightweight and made of aluminium alloy – these RAC-506 cylinders are ideal for the positioning of tunnel elements under the river (High Speed Train Line, The Netherlands).

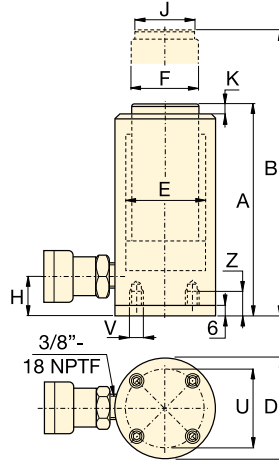
Single-Acting, Aluminium Cylinders

Optional Bolt-on Tilt Saddle Dimensions (mm)				
For Cylinder Model / Capacity ton	Tilt Saddle * Model Number	Tilt Saddle Diameter J1	Saddle Protrusion from Plunger K1	
RAC-50	CATG-50	50	24	
RAC-100	CATG-150	91	31	
RAC-150	CATG-200	118	35	

* Tilt saddles not available for less than 50 ton.

Optional Steel Base Plate	
For Cylinder Model / Capacity ton	Base Plate ²⁾ Model Number
RAC-10	JBA-10
RAC-15	JBA-15

²⁾ Base Plate Height of 6 mm and four (4) base plate bolts. Base Plate included on all 20 - 150 ton cylinder models. Base Plate is optional on 10 - 15 ton cylinders.



RAC Series



Capacity:

10 - 150 ton

Stroke:

50 - 250 mm


Maximum Operating Pressure:

700 bar



Steel Base Plate

The steel base plate protects the cylinder from damage, it should not be removed. See warning on page 11.

Oil Capacity	Collapsed Height	Extended Height	Outside Diameter	Cylinder Bore Diameter	Plunger Diameter	Bottom to Advance Port	Saddle Diameter	Saddle Protrusion from Plunger	Bolt Circle	Thread	Thread Depth		Model Number
(cm ³)	A (mm)	B (mm)	D (mm)	E (mm)	F (mm)	H (mm)	J (mm)	K (mm)	U (mm)	V (mm)	Z (mm)	(kg)	
60	154	201	58	40	32	23	24	3	39	M6	12	1,3	RAC-102
130	204	304	58	40	32	23	24	3	39	M6	12	1,7	RAC-104
190	254	404	58	40	32	23	24	3	39	M6	12	2,0	RAC-106
100	161	211	70	50	40	23	29	3	48	M6	12	1,9	RAC-152
200	211	311	70	50	40	23	29	3	48	M6	12	2,4	RAC-154
290	261	411	70	50	40	23	29	3	48	M6	12	2,9	RAC-156
156	174	224	85	63	50	27	40	3	70	M6	12	3,6	RAC-202
312	224	324	85	63	50	27	40	3	70	M6	12	4,1	RAC-204
468	274	424	85	63	50	27	40	3	70	M6	12	4,6	RAC-206
624	324	524	85	63	50	27	40	3	70	M6	12	5,1	RAC-208
780	374	624	85	63	50	27	40	3	70	M6	12	5,6	RAC-2010
221	181	231	100	75	60	32	40	3	80	M6	12	4,5	RAC-302
442	231	331	100	75	60	32	40	3	80	M6	12	5,2	RAC-304
663	281	431	100	75	60	32	40	3	80	M6	12	5,9	RAC-306
884	331	531	100	75	60	32	40	3	80	M6	12	6,6	RAC-308
1105	381	631	100	75	60	32	40	3	80	M6	12	7,3	RAC-3010
354	186	236	130	95	80	30	50	3	110	M6	12	8,5	RAC-502
709	236	336	130	95	80	30	50	3	110	M6	12	9,8	RAC-504
1063	286	436	130	95	80	30	50	3	110	M6	12	11,1	RAC-506
1417	336	536	130	95	80	30	50	3	110	M6	12	12,4	RAC-508
1771	386	636	130	95	80	30	50	3	110	M6	12	13,7	RAC-5010
715	221	271	180	135	110	46	94	3	150	M10	12	17,3	RAC-1002
1431	271	371	180	135	110	46	94	3	150	M10	12	19,6	RAC-1004
2147	321	471	180	135	110	46	94	3	150	M10	12	21,9	RAC-1006
2863	371	571	180	135	110	46	94	3	150	M10	12	24,2	RAC-1008
3578	421	671	180	135	110	46	94	3	150	M10	12	26,5	RAC-10010
1135	243	293	230	170	140	51	113	3	200	M10	12	25,3	RAC-1502
2270	293	393	230	170	140	51	113	3	200	M10	12	29,3	RAC-1504
3405	343	493	230	170	140	51	113	3	200	M10	12	33,3	RAC-1506
4540	393	593	230	170	140	51	113	3	200	M10	12	37,3	RAC-1508
5675	443	693	230	170	140	51	113	3	200	M10	12	41,3	RAC-15010