

▼ Shown from left to right: GF-230B, GF-835B, GP-10S




- **GF-series gauges:** calibrated with dual scale reading for pressure and force in bar and kN
- **GF-series gauges:** all pressure sensing parts are sealed and dampened by glycerine for long life
- **GP-series gauges:** calibrated with dual scale reading for pressure in bar and psi
- **Excellent readability:** gauge face dimensions 100 mm
- **Fast, easy installation**
- **Stainless steel gauge cases for corrosion resistance.**

▼ A GP-10S gauge is used on this press to check the hydraulic pressure required to bend flat steel bar.



Visual Reference for System Pressure and Force



Auto-Damper Valve V-10

For automatic control of gauge fluctuations, the V-10 Auto-Damper Valve controls the movement of the gauge

needle by restricting oil flow in and out of the gauge. No adjustments needed.

Page: 130



Snubber Valve V-91

Infinitely adjustable for metering oil out of a gauge. The V-91 Snubber Valve is also suitable as a shut-off

valve to protect the gauge during high cycle applications.

Page: 130

	Used With
	All Cylinders
	All Cylinders
	All 5 ton Cylinders
	All 10 ton Cylinders
	All 25 ton RC-Cylinders
	All 50 ton RC, RR-Cylinders
	13 ton RCH-Series
	RCS-201, 302
	RCS-502, 1002
	RCH-202, 302, 603
	All 25, 30, 50 ton cylinders
	All 75, 100 ton cylinders
	All 150, 200 ton cylinders
	10 ton VLP Presses
	25 ton XLP Presses
	50 ton XLP, BPR Presses
100 ton VLP, BPR Presses	
200 ton VLP, BPR Presses	

Hydraulic Force & Pressure Gauges



Maximum Indicator Pointer

Indicator retains peak readings of pressure or force generated by the system.

Can easily be installed on GP and H-Series gauges.
Order model nr: **BSA-881**.



Pressure Gauges

To measure the input pressure into cylinders or high pressure systems. Also for all testing applications.

Force Gauges

To measure external load supported by a cylinder or jack in kN. For pressing parts together under pre-determined loads, weighing, testing, etc.

GP-Series are dry gauges.

GF-Series are glycerine filled gauges.

GF GP Series



Pressure Range:

0 - 1000 bar

Force Range:

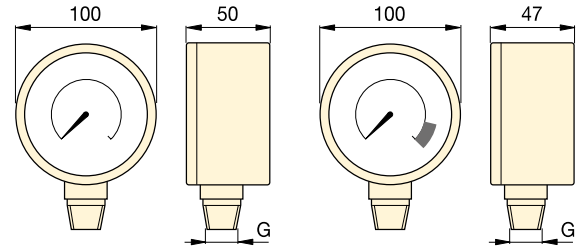
0 - 2000 kN

Gauge Face Diameter:

100 mm




Accuracy, % of full scale:

± 1%



GP-serie

GF-serie

Gauge Type and Calibration				Units per Division	Model Number *	Thread G	Gauge Adaptor		
 bar psi		 bar kN					 129 Required		
							GA-1	GA-2	GA-3
0-700	0-10.000	-	-	10 bar, 100 psi	GP-10S	1/2" NPTF	●	●	
0-1000	0-15.000	-	-	10 bar, 200 psi	GP-15S	1/2" NPTF	●	●	
-	-	0-700	0-45	10 bar, 0,5 kN	GF-5B	1/2" NPTF	●	●	
-	-	0-700	0-100	10 bar, 1 kN	GF-10B	1/2" NPTF	●	●	
-	-	0-700	0-232	10 bar, 2 kN	GF-20B	1/2" NPTF	●	●	
-	-	0-700	0-500	10 bar, 5 kN	GF-50B	1/2" NPTF	●	●	
-	-	0-700	0-124	10 bar, 1 kN	GF-120B	1/2" NPTF	●	●	
-	-	0-700	0-175/275	10 bar, 2 + 5 kN	GF-230B	1/2" NPTF	●	●	
-	-	0-700	0-450/900	10 bar, 5 + 10 kN	GF-510B	1/2" NPTF	●	●	
-	-	0-700	0-210/320/570	10 bar, 5 kN	GF-813B	1/4" NPTF			●
-	-	0-700	0-232/300/500	10 bar, 5 kN	GF-835B	1/4" NPTF			●
-	-	0-700	0-720/930	10 bar, 10 kN	GF-871B	1/4" NPTF			●
-	-	0-700	0-1400/2000	10 bar, 25 kN	GF-200B	1/4" NPTF			●
-	-	0-700	0-100	10 bar, 1 kN	GF-10B	1/2" NPTF	●	●	
-	-	0-700	0-232	10 bar, 2 kN	GF-20B	1/2" NPTF	●	●	
-	-	0-700	0-500	10 bar, 5 kN	GF-50B	1/2" NPTF	●	●	
-	-	0-700	0-720/930	10 bar, 10 kN	GF-871B	1/4" NPTF			●
-	-	0-700	0-1400/2000	10 bar, 25 kN	GF-200B	1/4" NPTF			●

* GF-Series Force gauges with imperial scale reading (psi, lbs) are available by changing the suffix 'B' into 'P'.